

**Product information:**

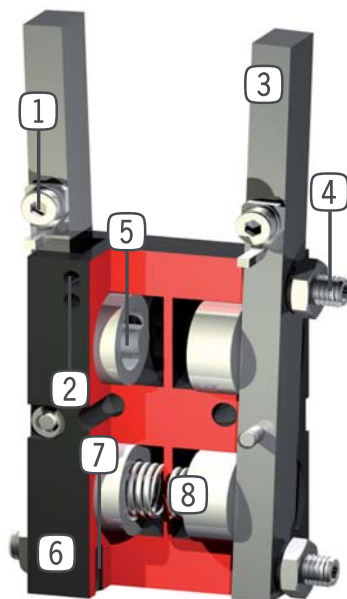
- ▶ Infinitely adjustable opening stroke
- ▶ Maximum force transfer
- ▶ Compact design
- ▶ Quick cycle times
- ▶ Maintenance free to 10 million cycles
- ▶ High temperature resistant version (up to 150°C) available upon request



Installation size GZ25-35G

**Versions:**e.g. order no.: **GZ8-16** ☐

- E** ▶ Single acting cylinder with spring return
- D** ▶ Double acting cylinder with spring to maintain gripping force from a size of GZ18-23D
- G** ▶ Splitt design

**Design:**

- 1 Adjustable switch cam**
  - direct sensing of gripper jaw movement
- 2 Fixing for mounting block**
  - for inductive proximity switch
- 3 Steel (C45K) gripper jaw**
  - can be machined to suit individual applications and hardened
- 4 Adjusting screw**
  - infinitely adjustable opening angle
  - setting of gripper jaw for exact adjustment of the workpiece
- 5 Drive**
  - direct drive via plunger pistons
- 6 Robust, lightweight housing**
  - hard coated anodized aluminium alloy
- 7 Mounting and positioning**
  - mounting possible from several sides for versatile positioning
- 8 Integrated gripping force safety device**
  - integrated into piston chamber as energy storage (from GZ18-23D up to GZ55-65D)

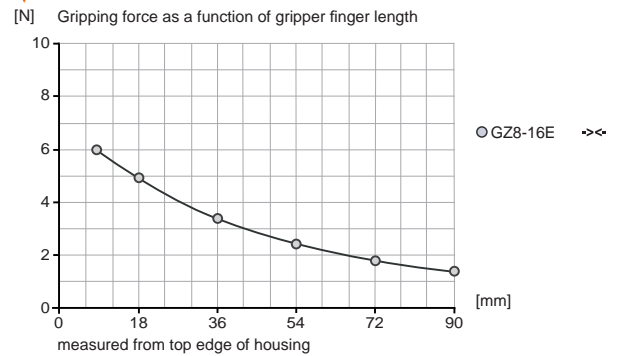
▶ Installation size: **GZ8-16E**

Dimension			Forces and moments		
B [mm]	H [mm]	T [mm]	Mr [Nm]	My [Nm]	Fa [N]
18	62.6	11.6	0.3	0.5	30

Technical Data*				
Order no.	Stroke per Jaw [°]	Weight [g]	Gripping force [N]	
			closing	opening
<b>GZ8-16E</b>	5	30	6	-

## Gripping force diagram

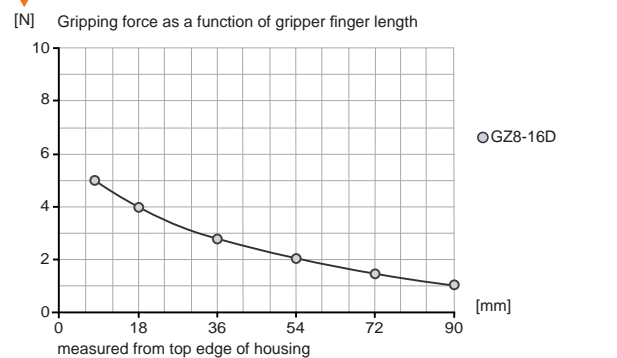
▶ Installation size: **GZ8-16D**

Dimension			Forces and moments		
B [mm]	H [mm]	T [mm]	Mr [Nm]	My [Nm]	Fa [N]
18	72.5	11.6	0.3	0.5	30

Technical Data*				
Order no.	Stroke per Jaw [°]	Weight [g]	Gripping force [N]	
			closing	opening
<b>GZ8-16D</b>	5	36	5.4	5.4

## Gripping force diagram

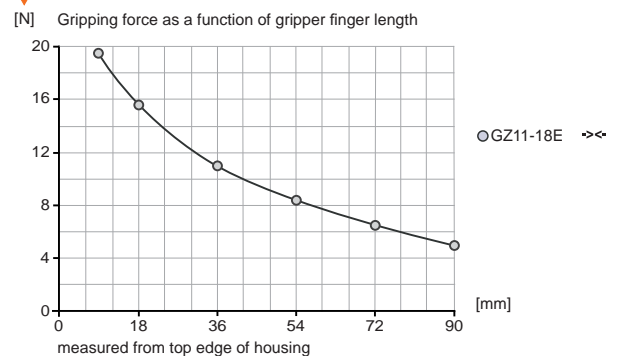
▶ Installation size: **GZ11-18E**

Dimension			Forces and moments		
B [mm]	H [mm]	T [mm]	Mr [Nm]	My [Nm]	Fa [N]
24	66.5	14.6	0.3	0.5	30

Technical Data*				
Order no.	Stroke per Jaw [°]	Weight [g]	Gripping force [N]	
			closing	opening
<b>GZ11-18E</b>	4.5	63	19.2	-

## Gripping force diagram

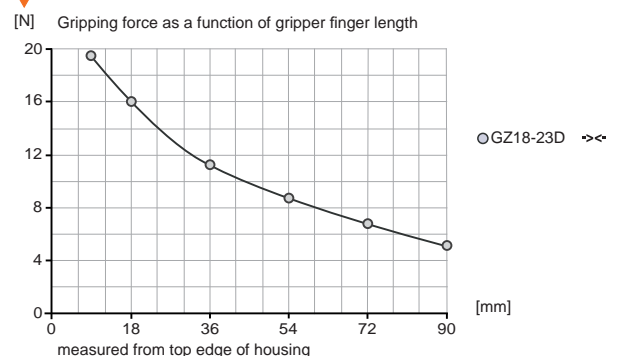
▶ Installation size: **GZ18-23D**

Dimension			Forces and moments		
B [mm]	H [mm]	T [mm]	Mr [Nm]	My [Nm]	Fa [N]
29.7	75	14.6	0.3	0.5	30

Technical Data*				
Order no.	Stroke per Jaw [°]	Weight [g]	Gripping force [N]	
			closing	opening
<b>GZ18-23D</b>	4	79	34.4	17.5

## Gripping force diagram



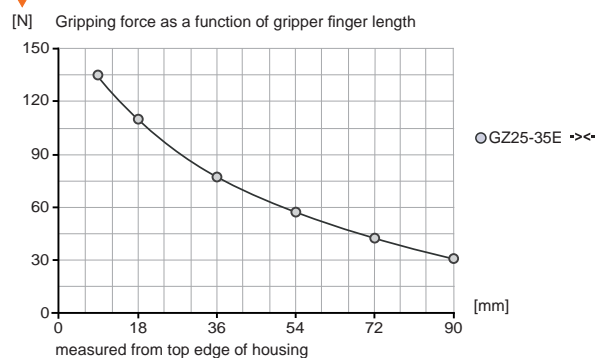
► Installation size: **GZ25-35E**

Dimension			Forces and moments		
B [mm]	H [mm]	T [mm]	Mr [Nm]	My [Nm]	Fa [N]
39.4	115	24.4	0.5	0.8	50

Technical Data*				
Order no.	Stroke per Jaw [°]	Weight [g]	Gripping force [N]	
			closing	opening
<b>GZ25-35E</b>	5	254	135	-

## Gripping force diagram

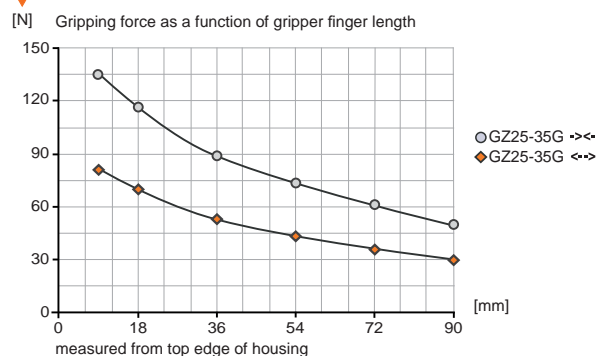
► Installation size: **GZ25-35G**

Dimension			Forces and moments		
B [mm]	H [mm]	T [mm]	Mr [Nm]	My [Nm]	Fa [N]
30	111	24.4	0.5	0.8	50

Technical Data*				
Order no.	Stroke per Jaw [°]	Weight [g]	Gripping force [N]	
			closing	opening
<b>GZ25-35G</b>	4	315	135	85

## Gripping force diagram

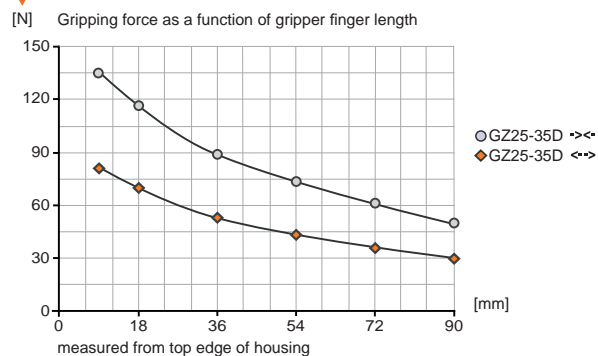
► Installation size: **GZ25-35D**

Dimension			Forces and moments		
B [mm]	H [mm]	T [mm]	Mr [Nm]	My [Nm]	Fa [N]
39.4	115	24.4	0.5	0.8	50

Technical Data*				
Order no.	Stroke per Jaw [°]	Weight [g]	Gripping force [N]	
			closing	opening
<b>GZ25-35D</b>	4	263	135	85

## Gripping force diagram

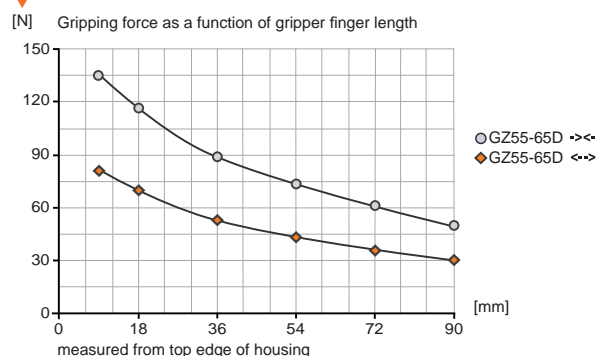
► Installation size: **GZ55-65D**

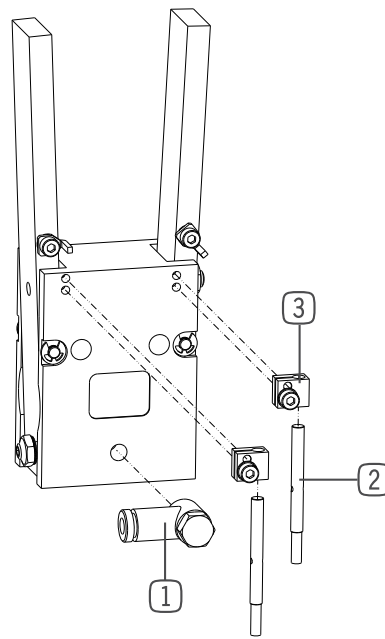
Dimension			Forces and moments		
B [mm]	H [mm]	T [mm]	Mr [Nm]	My [Nm]	Fa [N]
69.4	115	24.4	0.5	0.8	50

Technical Data*				
Order no.	Stroke per Jaw [°]	Weight [g]	Gripping force [N]	
			closing	opening
<b>GZ55-65D</b>	4	378	135	85

## Gripping force diagram





### Recommended accessories:

#### ① Pneumatic fittings

Version: Angled	
To match	Order no.:
for all	<b>WVM5</b>
Version: Straight	
To match	Order no.:
for all	<b>GVM5</b>

#### ② Inductive proximity switch

Version: Cable 5 m	
To match	Order no.:
for all	<b>NJ3-E2</b>
Version: Cable 0.3 m / Connector M8	
To match	Order no.:
for all	<b>NJ3-E2SK</b>

#### ③ Mounting block

To match	Order no.:
for all	<b>KB3M</b>

### Supplementary accessories:

#### Plug-in connector

Version: Straight / Cable 5 m / Socket M8 (female)	
To match	Order no.:
for all	<b>KAG500</b>

#### Plug-in conversion connector

Version: Straight / 3-pole / Connector M8	
To match	Order no.:
for all	<b>S8-G-3</b>
Version: Straight / 3-pole / Connector M12	
To match	Order no.:
for all	<b>S12-G-3</b>